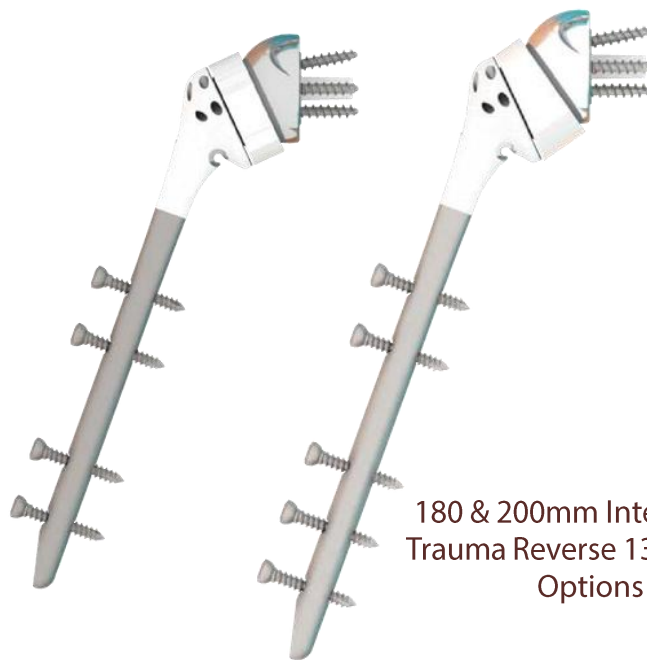


ON REGISTER

# FX V135<sup>®</sup>

## LONG

Cementless



180 & 200mm Interlocking  
Trauma Reverse 135° & 145°  
Options

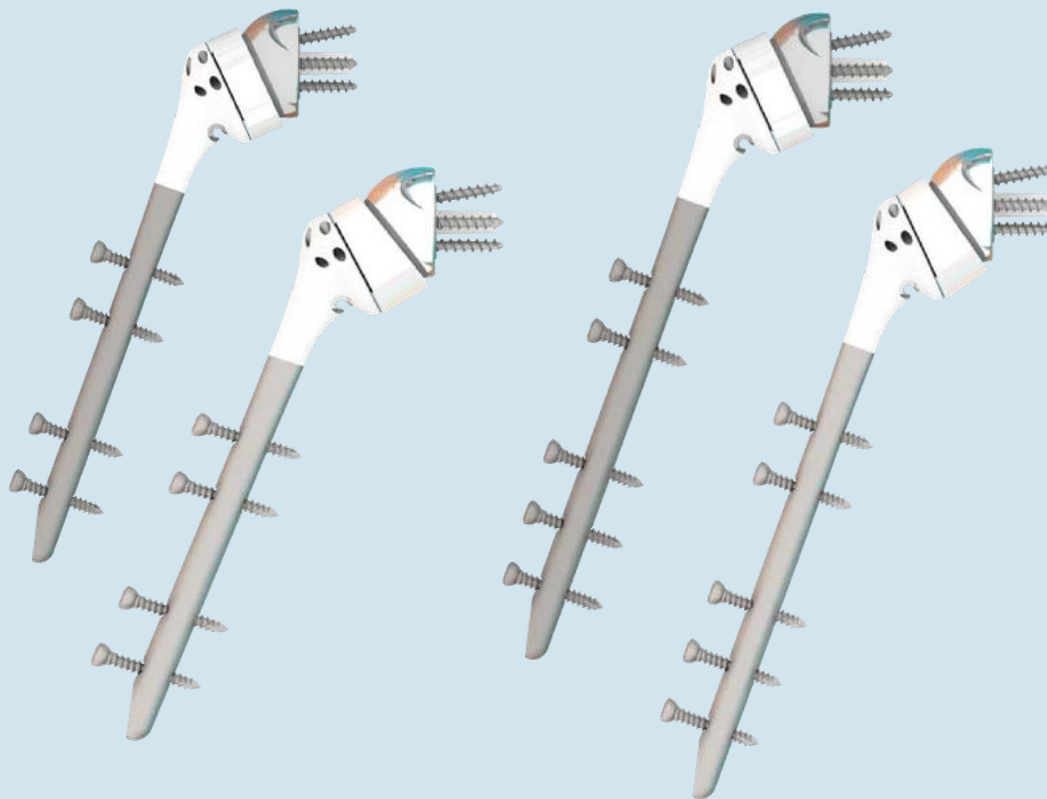
**ATTIS**  
M E D I C A L



# DEVICE DESCRIPTION

The FX V135® shoulder is a total shoulder prosthesis designed for use in patients with non-functional rotator cuffs. The articulation of this design is inverted so that the ball of the articulation is on the glenoid side and the matching humeral cup fits into the humeral stem. The components of the system include a glenoid baseplate, standard (non-locking) and locking bone screws, humeral cups, cementless humeral stems, an optional humeral spacer (+9mm), and an optional taper adapter for use in hemiarthroplasty shoulder replacements.

The Humelock Reversed® glenoid baseplate is 24mm in diameter with a central, cannulated post and four peripheral polyaxially (12°) oriented screw holes. The outer edges of the baseplate are tapered to lock with the glenosphere component. 4.5mm non-locking and locking screws in lengths from 20-50mm (5mm increments) are used to secure the baseplate. The screw holes have 12° of polyaxial orientation with the superior hole preoriented of 10° allowing for up to 22° of angulation to reach the coracoid process. There are optional post extensions available to extend the central post of the baseplate from 17mm to provide additional anchoring in cases with poor bone quality. The post extensions are available in +6mm and +10mm lengths.



180mm  
Interlocking Trauma Reverse  
135° & 145° Options

200mm Interlocking Trauma  
Reverse 135° & 145° Options

# DEVICE DESCRIPTION



## HUMERAL STEMS

Inlay design at 135° with proximal plasma-sprayed hydroxyapatite coating (HA) on Ti6Al4V ELI (conforming to ISO 5832-3). Metaphyseal press fit, bi-cortical distal interlocking. Humeral stem length options at 180mm or 200mm with options for 135° or 145° reverse configurations through the humeral cup selection.

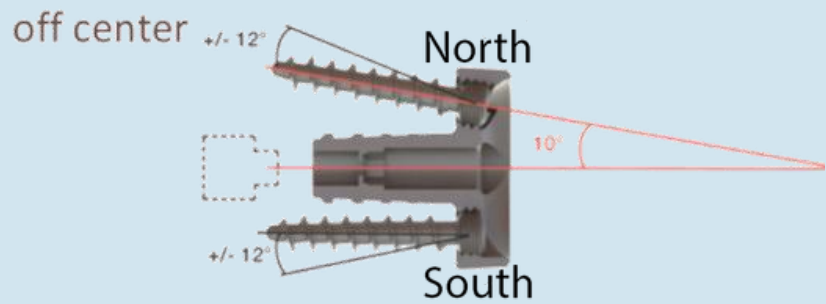
CEMENTLESS			
EPIPHYSIS	Ø32M	Ø36M	Ø40M
DIAPHYSIS	M Ø08 Ø09	M Ø10 Ø12	Ø14
COMBINATION	Ø32/08 Ø32/09	Ø36/10 Ø36/12	Ø40/14

# DEVICE DESCRIPTION

## BASEPLATE (24mm)

The Ti6Al4V ELI 24mm size and cannulation allows for optimal placement in the inferior glenoid. 17mm post that tapers from 7.5mm proximally to 6.5mm distally with the option for an additional +6mm and +10mm extension posts. Preoriented 10° superiorly at the 12 o'clock position with 12° of variability off center.

A glenoid baseplate with a central screw is also available with central screw sizes from 8mm-20mm (2mm increments).



BASEPLATE WITH CENTRAL POST




BASEPLATE WITH CENTRAL SCREW

## LATERALIZED OPTIONS

Ø24mm Baseplate Extension Post or  
Central Screw Option +3mm or +6mm  
Lateralization

## HALF-WEDGE AUGMENTED GLENOID BASEPLATES

Ø24mm Baseplate Central Screw Option Only 7.5°  
Half-Wedge 15° Half-Wedge Standard or +3mm or  
+6mm Lateralization Options



LATERALIZED BASEPLATE WITH CENTRAL SCREW



AUGMENTED AND LATERALIZED  
BASEPLATE  
WITH CENTRAL SCREW



CAUTION

The glenoid baseplate component is intended for cementless use with the addition of screws for fixation

**ATTIS**  
MEDICAL

# DEVICE DESCRIPTION

## GLENOSPHERES

The Humelock Reversed® Glenosphere is available in 32, 36 and 40mm diameter sizes in centered and eccentric styles. The eccentric glenospheres are designed to be offset from the center of the glenoid baseplate. All glenospheres are lateralized of 3.5mm corresponding to 10° of tilt. The curvature of the glenosphere extends 10° beyond the equator of a hemisphere. This additional articular surface lateralizes the center of rotation to help reduce the potential for scapular notching by the humeral cup.

## DIAMETERS


32mm, 36mm, 40mm

## SIZES AND STYLES

Centered or Eccentric Size 32  
 = 1mm of Eccentricity Size 36  
 = 3mm of Eccentricity Size 40  
 = 1mm of Eccentricity  
 Lateralization = 3.5mm



TIN (TITANIUM NITRIDE) ECCENTRIC AND CENTERED GLENOSPHERE  
 Ø32/36/40MM



## TIN COATED GLENOSPHERES\*

### NEXT GENERATION COATING TECHNOLOGY

FIRST-TO-MARKET TIN HUMERAL HEADS AND GLENOSPHERES IN THE U.S. MARKET AS AN ALTERNATE BEARING FOR TOTAL SHOULDER

- ARTHROPLASTY • HARD, THIN SMOOTH COATING • APPROXIMATELY 2300HV • WORST CASE LOAD & ENVIRONMENT • EXCELLENT WEAR RESISTANCE\*\*\* • SINGLE LAYER • BIOCOMPATIBLE TIN COATING OVER CoCr\*\*\* • SURFACE ROUGHNESS • PARTICLE ANALYSIS • 1-6 MICRONS THICK



# DEVICE DESCRIPTION

## SYMMETRIC HUMERAL CUPS

The FX V135<sup>®</sup> humeral cup is available in three sizes: Ø32, Ø36 and Ø40mm. Each size is available in two versions: standard and stability. Each version is available in three heights: +3mm, +6mm, +9mm; and is compatible with all sizes of FX V135<sup>®</sup> humeral stems. A 24mm taper allows attachment of the humeral cup to the humeral stem. The FX V135<sup>®</sup> humeral cups are pre-assembled, one-piece components manufactured from ultra high molecular weight polyethylene (UHMWPE) conforming to ISO5834-2 and Ti-6Al-4V ELI alloy conforming to ISO 5832-3. The new humeral cup 135/145<sup>°</sup> may be used with the new Humeral Spacer +9mm (part number 203-0007 - Figure B) to increase the cup offset to +12mm, +15mm, +18mm.

## 145<sup>°</sup> ASYMMETRIC HUMERAL CUP OPTION

An asymmetric humeral cup allows for a 145<sup>°</sup> option perioperatively. (Figure C)

## STABILITY CUP- OPTION

In extreme cases of instability, the stability variant of the humeral cups can provide added constraint by capturing more of the glenosphere with a deeper dish of the humeral cup without adding to the joint space. The stability variant may also reduce the potential range of motion that can be achieved. (Figure C)



Figure A  
SYMMETRIC HUMERAL  
CUP 135<sup>°</sup>



+9MM HUMERAL  
SPACER 103-0007



+9MM HUMERAL  
SPACER  
203-0007

Figure B





Figure C  
ASYMMETRIC HUMERAL  
CUP  
135<sup>°</sup>/145<sup>°</sup>



STABILITY  
HUMERAL CUP

Figure C

